

CARPET CARE PROGRAM

Designed for Commercial Carpeting



Available on State Approved Co-ops




Piranha Brand Carpet Care Program

BENEFITS



- 1. Reduce Resoiling of Carpets**
- 2. Save Time and Money** by cleaning less frequently
- 3. Reduce Costs** using concentrated Products
- 4. Improve** building appearance **Dramatically**



www.PiranhaBrandProducts.com

Email: Info@PiranhaBrandProducts.com

Address: PO Box 405 * Allamuchy * NJ 07820

Piranha Brand Carpet Care Program

PROCESS: RESTORATION

STEP 1: Vacuum the Carpet




Using a wide area vacuum, canister vacuum, backpack vacuum or traditional upright vacuum, thoroughly vacuum your carpet. The size and type of vacuum will be dependent upon the job application. There are battery operated upright vacuums for use in areas where power cords can't be used. You should use **HEPA** filtration in most applications to improve indoor air quality.

STEP 2: Pre-Spray Soiled Areas / Carpet Stains



Fill a pump sprayer with **Piranha Brand Soil Release Pre-Spray** mixed at 6-13oz per gallon in warm water, depending on carpet soil conditions, to help loosen soil from carpet fibers in large areas. Please allow the chemical to dwell for 15 minutes for best results. When treating stains use **Bio-Brite Enzyme Spotter** for food based stains or **Universal Spot Remover** for oil/water based stains.



www.PiranhaBrandProducts.com

Email: Info@PiranhaBrandProducts.com

Address: PO Box 405 * Allamuchy * NJ 07820

Piranha Brand Carpet Care Program

PROCESS: RESTORATION

STEP 3A: Carpet Extraction (Deep Cleaning)



FB41



RB41

Fill your carpet extractor with Piranha Brand Rinse Brite with Soil Guard 2000 mixed at 2oz per gallon of warm water for best results. Make sure you use Piranha Brand Foam Buster to protect your vacuum motor. Extract the carpet in a north/south, then east/west motion. Multiple passes are needed for heavily soiled carpets. Once complete, drain, rinse and flush out the extractor.

Important Notes

Use a Piranha Brand Dehumidifier to help dry your carpet faster and prevent the growth of mold.




DH6000



DH7000



DHREV4



www.PiranhaBrandProducts.com

Email: Info@PiranhaBrandProducts.com

Address: PO Box 405 * Allamuchy * NJ 07820

Piranha Brand Carpet Care Program

PROCESS: RESTORATION

STEP 3B: Carpet Bonnet Cleaning



Use a standard speed (175rpm) floor machine with **Piranha Brand Spin Brite** mixed at 8oz per gallon of warm water. Scrub your carpet in a north/south, then east/west motion. For best results, use a solution tank on the floor machine.

Important Notes

If you use too much chemical concentrate, you will create a sticky residue which will take dirt off people's shoes and create a dirty carpet. Many times you will notice this most in traffic lanes.




SB41



CBW19



CBGS19



www.PiranhaBrandProducts.com

Email: Info@PiranhaBrandProducts.com

Address: PO Box 405 * Allamuchy * NJ 07820

Piranha Brand Carpet Care Program

PROCESS: INTERIM CLEANING



STEP 3C: Low Moisture Carpet Cleaning



Interim carpet cleaning with low moisture is performed using Tennant ReadySpace® or Nobles Strive® equipment. Fill your machine with **Piranha Brand Rinse Brite with Soil Guard 2000** mixed at 2oz per gallon.

Tennant ReadySpace® and **Nobles Strive®** systems spray the roller instead of the carpet. The damp nap roller brushes the surface and removes soils from carpeting. This allows your carpets to dry within 30 minutes without running a dehumidifier.

*ReadySpace and Strive are registered trademarks of Tennant Company.



www.PiranhaBrandProducts.com

Email: Info@PiranhaBrandProducts.com

Address: PO Box 405 * Allamuchy * NJ 07820

Piranha Brand Carpet Care Program

PROCESS: SPOT/DETAIL CLEANING



Depending upon the area(s) you are spot cleaning, you may want a small, quick portable unit to carry or you may want a slightly larger unit with wheels. Fill your machine with **Piranha Brand Rinse Brite** with Soil Guard 2000 mixed at 2oz per gallon. For simple stains, spray the area with **Piranha Brand Universal Spot Remover** (oil/water based stains) or **Bio-Brite Enzyme Spotter** (food based stains).




RB41



USR12QT



BB12QT



www.PiranhaBrandProducts.com

Email: Info@PiranhaBrandProducts.com

Address: PO Box 405 * Allamuchy * NJ 07820

Piranha Brand Carpet Care Program

RECOMMENDED PRODUCTS



RB41
Rinse Brite
with Soil Guard 2000



SRP41
Soil Release
Pre-Spray



SB41
Spin Brite
Bonnet Cleaner



USR12QT
Universal Spot
Remover



BB12QT
Bio-Brite
Enzyme Spotter




FB41
Foam Buster
Defoamer



www.PiranhaBrandProducts.com

Email: Info@PiranhaBrandProducts.com

Address: PO Box 405 * Allamuchy * NJ 07820



***Innovative and Responsible Products for
an Ever Changing World!***